







# June Cub Scout Planner for the Family

## June Core Value - Perseverance

In the Den and Pack Meetings we will focus on opportunities to demonstrate perseverance.

<p>Faith in God</p> 	<p>Prepare a pedigree chart with your name and your parents' and grandparents' names. Prepare a family group record for your family and share a family story. Discuss how performing temple work blesses families. (Cub Scout Religious Award)</p> <p>Plan and hold a parent-child activity, such as a dinner, picnic, hike, day trip, or service project.</p>	<p><b>Learning and Living the Gospel (8)</b></p> <p>Serving Others (7)</p>
<p>Wolf</p> 	<p><b>Tools for Fixing and Building (A5: a – e)</b>  <b>Be Safe at Home &amp; on Streets (A9: d – e)</b>  <b>Family Fun (A10: a plus 2 b – g)</b></p> <p>Alternatives:          Growing Things (E15: a – e)</p>	<p>2<sup>nd</sup> &amp; 4<sup>th</sup> Wednesday          7:00-8:30 pm in the Primary Room</p>
<p>Bear</p> 	<p><b>Past is Exciting &amp; Important (A8: g; d – e)</b>  <b>Family Fun (A10: a – b)</b>  <b>Ride Right (A14: a plus 3 b – g)</b></p> <p>Alternatives:          Landscape (E14: a – d)          Maps (E23: a – e)</p>	<p>2<sup>nd</sup> &amp; 4<sup>th</sup> Wednesday          7:00-8:30 pm in the Primary Room</p>
<p>Webelos / Arrow of Light</p> 	<p>Traveler          Sportsman (Bicycling)</p>	<p>2<sup>nd</sup> &amp; 4<sup>th</sup> Wednesday          7:00-8:30 pm in the Primary Room</p>
<p>Sports / Academics</p> 	<p>Bicycling Belt Loop          Skateboarding Belt Loop          Geography Belt Loop          Family Travel Belt Loop          Map &amp; Compass Belt Loop</p>	
<p>Pack</p> 	<p>Bike Rodeo</p>	<p>1<sup>st</sup> Thursday in June</p>
<p>Other Activity</p>	<p>Fun For The Family – Perseverance</p>	<p>Family Assignment          Fun For the Family – 2M, 3P, 5L</p>

# June Cub Scout Planner for the Family

## Wolf Plan for June

Achievement	Assignment (Family, Den, Pack)
<p><b>Faith in God</b> - Write a letter to a teacher, your parents, or your grandparents telling them what you appreciate and respect about them.</p>	<p><b>Home Assignment:</b> Send Thank You letter when appropriate – Serving Others (2)</p>
<p><b>Achievement 10 – Family Fun</b></p> <ul style="list-style-type: none"> <li>a) Character Connection for <b>Cooperation</b>.</li> <li>b) Make a game and play it with your family.</li> <li>c) Plan a walk. Go to a park or a wooded area, or visit a zoo or museum with your family.</li> <li>d) Read a book or Boys' Life magazine with your family. Take turns reading aloud.</li> <li>e) Decide with Akela, what you will watch on television or listen to on the radio.</li> <li>f) Attend a concert, a play, or other live program with your family.</li> <li>g) Have a family Board Game night at home with members of your family.</li> </ul>	<p><b>Home Assignment:</b> Read pages 88 – 93. Complete requirements 10a plus TWO requirements 10b through 10g.</p> <p>Additional requirements that are completed count towards Arrow Points.</p>
<p><b>Achievement 5 – Tools for Fixing and Building</b></p> <ul style="list-style-type: none"> <li>a) Point out and name seven tools. Do this at home, or go to a hardware store with an adult. Tell what each tool does.</li> <li>b) Show how to use pliers.</li> <li>c) Identify a Philips head and a standard screw. Then use the right tool to drive and then remove one from a board.</li> <li>d) Show how to use a hammer.</li> <li>e) Make something else useful.</li> </ul>	<p><b>Home Assignment:</b> Read pages 64 - 69.</p> <p><b>Den Meeting:</b> Make a useful item for the home and give it to parents or grandparents as a present.</p> <p>May Complete Achievement 5 in January.</p>
<p><b>Achievement 9 – Be Safe at Home &amp; on the Street</b></p> <ul style="list-style-type: none"> <li>a) Character Connection for <b>Responsibility</b>.</li> <li>b) Check your home for hazards and know how to make your home safe.</li> <li>c) Check your home for danger from fire.</li> <li>d) Practice good rules of street and road safety.</li> <li>e) Know the rules of bike safety.</li> </ul>	<p><b>Home Assignment:</b> Read pages 82 – 87. Complete requirements a – e</p> <p><b>Den Meeting:</b> Discuss or review 9a – 9e.</p> <p>Bike Rodeo is held in June. See pages 86 – 87.</p>
<p><b>Elective 15 – Growing Things</b> Read pages 184 – 187.</p> <ul style="list-style-type: none"> <li>a) Plant and raise a box garden.</li> <li>b) Plant and raise a flower bed.</li> <li>c) Grow a plant indoors.</li> <li>d) Plant and raise vegetables.</li> <li>e) Visit a botanical garden or other agricultural exhibition in your area.</li> </ul>	

# June Cub Scout Planner for the Family

## Bear Plan for June

Achievement	Assignment (Family, Den, Pack)
<p><b>Faith in God</b> – Make a list of the qualities you like in a person. Choose one quality to develop in yourself. Discuss how showing respect and kindness strengthens you, your family, and others.</p>	<p><b>Home Assignment</b> With your family, discuss quality you want to develop and how you are going to do it. Serving Others (3)</p>
<p><b>Achievement 8 – Past is Exciting &amp; Important</b></p> <ul style="list-style-type: none"> <li>a) Visit your library or newspaper office.</li> <li>b) Find someone who was a Cub Scout a long time ago and talk with him.</li> <li>c) Add to an existing den or pack scrapbook.</li> <li>d) Do your genealogy and/or talk to your grandparents about when they were young.</li> <li>e) Find out some history about your community.</li> <li>f) Start your own history: keep a journal.</li> <li>g) Character Connection for <b>Respect</b>.</li> </ul>	<p><b>Home Assignment:</b> Read pages 72 – 79. Complete 8d at home.</p> <p><b>Den Meeting:</b> Complete g and two other requirements.</p>
<p><b>Achievement 10 – Family Fun</b></p> <ul style="list-style-type: none"> <li>a) Go on a day trip or evening out with members of your family.</li> <li>b) Have a family fun night at home.</li> </ul>	<p><b>Home Assignment:</b> Read pages 90 – 95. Complete both requirements.</p>
<p><b>Achievement 14 – Ride Right</b></p> <ul style="list-style-type: none"> <li>a) Know the rules for bike safety.</li> <li>b) Learn to ride a bike, if you haven't by now.</li> <li>c) Keep your bike in good shape. Identify the parts of a bike that should be checked often.</li> <li>d) Change a tire on a bicycle.</li> <li>e) Protect your bike from theft. Use a lock.</li> <li>f) Ride a bike for 1 mile without rest.</li> <li>g) Plan and take a family bike hike</li> </ul>	<p><b>Home Assignment:</b> Read pages 118 – 125. Complete 14g with your family.</p> <p><b>Den Meeting:</b> <b>Bike Rodeo / Bike Ride</b> Complete 14a and three other requirements.</p>
<p><b>Elective 14 – Landscape</b></p> <ul style="list-style-type: none"> <li>a) Take care of your lawn or flower beds. Get rid of weeds. Pick up litter.</li> <li>b) Make a sketch of a landscape plan for the area right around your home.</li> <li>c) Take part in a project with your family or pack to make your neighborhood or community beautiful.</li> <li>d) Build a greenhouse and grow twenty plants from seed.</li> </ul>	
<p><b>Elective 23 - Maps</b></p> <ul style="list-style-type: none"> <li>a) Look up your state on a U.S. map. What other states touch its borders?</li> <li>b) Find your city or town on a map of your state. How far do you live from the state capital?</li> <li>c) In which time zone do you live? How many time zones are there in the U.S.?</li> <li>d) Make a map showing the route from your home to your school or den meeting place.</li> <li>e) Mark a map showing the way to a place you would like to visit that is at least 50 miles from your home.</li> </ul>	

# June Cub Scout Planner for the Family

## Webelos Plan for June

Achievement	Assignment (Family, Den, Pack)
<p><b>Faith in God</b> – Learn about and practice good manners and courtesy.</p>	<p><b>Home Assignment:</b> Discuss and practice good manners and courtesy at home. Serving Others (6)</p>
<p><b>Traveler (Mental Group)</b></p> <ol style="list-style-type: none"> <li>1. Get a map or timetable from a railroad, bus line, airline, subway, or light rail. up some places it goes.</li> <li>2. Use a timetable to plan a trip from your home to a city in another state by railroad, bus, airline, or ferry.</li> <li>3. Use a map site on the Internet to plan a trip from your home to a nearby place of interest.</li> <li>4. Take a trip to a place that interests you. Go by car, bus, boat, train, or plane.</li> <li>5. Figure out what it costs per mile for the trip you took or planned to fulfill requirement 2, 4, 6, or 7.</li> <li>6. Decide on four nearby trips you would like to take. Draw the route of each trip on a highway map. Using the map, act as navigator on one of these trips.</li> <li>7. Decide on a trip you would like to take that lasts at least two days. Pack everything you would need for that trip.</li> <li>8. Check the first aid kit in the family car..</li> <li>9. Look at a map legend on a road map.</li> <li>10. On a road map of your area, find a place of interest, and draw two different routes between it and your home.</li> <li>11. Make a list of safety precautions you, as a traveler, should take for travel.</li> <li>12. Earn the Geography belt loop.</li> <li>13. Earn the Map and belt loop.</li> </ol>	<p><b>Home Assignment:</b> Read pages 225 – 244 Complete 1 through 6 and two of the remaining 7 requirements.</p> <p><b>Den Meeting</b> Review what was learned as a Family Member.</p> <p><b>Map and Compass Belt Loop</b></p> <ol style="list-style-type: none"> <li>1. Show how to orient a map. Find three landmarks on the map</li> <li>2. Explain how a compass works.</li> <li>3. Draw a map of your neighborhood. Label the streets and plot the route you take to get to a place that you often visit.</li> </ol> <p><b>Family Travel Belt Loops</b></p> <ol style="list-style-type: none"> <li>1. Make a list of things you would take on a three-day trip with your family, then pack these items in a bag or suitcase.</li> <li>2. With an adult’s help, figure out the cost and miles to complete a trip to a place of interest using the family car or public transportation.</li> <li>3. Research at least five places to visit during a trip to a place of interest. Explain what you learned to your family.</li> </ol>
<p><b>Sportsman - Bicycling (Physical Group)</b></p> <ol style="list-style-type: none"> <li>1. Show the signals used by officials in one of these sports: football, basketball, baseball, soccer, or hockey.</li> <li>2. Explain what good sportsmanship means.</li> <li>3. Earn Cub Scout Sports belt loop for two individual sports.</li> <li>4. Earn Cub Scout Sports belt loop for two team sports.</li> </ol>	<p><b>Home Assignment:</b> Read pages 456 – 460.</p> <p><b>Den Meeting</b> Individual Sports include: Badminton, Bicycling, Bowling, Fishing, Golf, Gymnastics, Ice Skating, Marbles, Physical Fitness, Roller Skating, Snow Ski and Board Sports, Swimming, Table Tennis, or Tennis. Team Sports include Baseball, Basketball, Soccer, Softball, Volleyball, Flag Football, and Ultimate.</p>

# June Cub Scout Planner for the Family

## Additional Belt Loops for June

### Geography Belt Loop

1. Draw a map of your neighborhood. Show natural and manmade features. Include a key or legend of map symbols.
2. Learn about the physical geography of your community. Identify the major landforms within 100 miles. Discuss with an adult what you learned.
3. Use a world globe or map to locate the continents, the oceans, the equator, and the northern and southern hemispheres. Learn how longitude and latitude lines are used to locate a site.

### Bicycling Belt Loop

1. Explain the rules of safe bicycling to your den leader or adult partner.
2. Demonstrate how to wear the proper safety equipment for bicycling.
3. Show how to ride a bike safely. Ride for at least half an hour with an adult partner, family, or den.

### Skateboarding Belt Loop

1. Demonstrate to an adult the general rules for safe skateboarding by showing that you know how to wear the proper safety gear.
2. Carefully demonstrate how to fall to help minimize injuries.
3. Practice skateboarding for 30 minutes. This practice may be done in several periods.