

PACK RESOURCE SHEET

January 2011

CORE VALUE FOR JANUARY

Positive Attitude: Being cheerful and setting our minds to look for and find the best in all situations. Through participating in a derby, boys will see the importance of having a positive attitude, regardless of the outcome of the race.

Opening Ceremony: Sportsmanship

Materials: 13 large cards with the letters to spell out "sportsmanship" on one side and script on the other.

Personnel: Cubmaster and 13 Cub Scouts.

CUBMASTER: Tonight, we will have our pinewood derby. Before I announce "Gentlemen, start your engines," I will ask 13 boys to come forward to help me give you a reminder.

CUB SCOUT 1 (S): Smile, even if you hurt inside.

CUB SCOUT 2 (P): Pardon those who may show poor manners.

CUB SCOUT 3 (O): Overflow with enthusiasm for your car and fellow den members.

CUB SCOUT 4 (R): Respect the feelings of other Cub Scouts.

CUB SCOUT 5 (T): Try your best and be ...

CUB SCOUT 6 (S): Satisfied with yourself.

CUB SCOUT 7 (M): Master the art of self-control.

CUB SCOUT 8 (A): Anger has no place in our meeting.

CUB SCOUT 9 (N): Notice that only one car can win for speed in the end.

CUB SCOUT 10 (S): Success in doing your best will be present for every Cub Scout.

CUB SCOUT 11 (H): Hush those words of bragging.

CUB SCOUT 12 (I): Interject your congratulations to those who won.

CUB SCOUT 13 (P): Play the derby game for FUN.

CUBMASTER: Let us remember the word sportsmanship throughout our pinewood derby tonight. Now, gentlemen, start your engines!

Advancement Ceremony: Race Cars

Materials: Checkered flags with awards taped on them.

Arrangement: Four or six adults hold large flags to make a tall tunnel, and the award recipients walk under the flags to the Cubmaster.

In auto racing, there are several classifications of cars that race. You have midgets, modifieds, stock cars, and dragsters. Each type of race car requires different skills in driving and maintenance. This is true for Cub Scout advancement as well.

Tonight we honor those who completed their circuits. As we call up the winners, we want the Cub Scouts and their parents to look back over what they have learned while driving the track to their rank.

Cubmaster's Minute: Do Your Best

"When you give the Cub Scout Promise, the words 'do my best' are often lost among all the other very important words. Let's stop for a moment and carefully consider these words, particularly in light of the pinewood derby. The word 'best' describes efforts and actions above our usual level of performance. I would say everyone did their best tonight racing their cars. Remember ... everyone's 'best' is different. You are the only person who can possibly know

whether or not you have done your best. Every time you repeat the Promise, you are saying you will do your best. Your best is just that—the very best you can do. Think about the meaning of the Promise and decide that you will always do your best, no matter what the job might be."

Note: This minute may be easily adapted for other derbies.

Closing Ceremony: Do Your Best

(All families in each den stand in a circle with hands on one another's shoulders.)

CUB SCOUT 1: We're all had a lot of fun tonight.

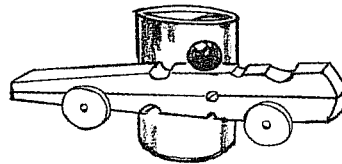
CUB SCOUT 2: Racing our cars fast and bright.

CUB SCOUT 3: And now, before we go on our way.

CUB SCOUT 4: Let's have each family take part as we say,

CUB SCOUT 5: Please repeat after me,

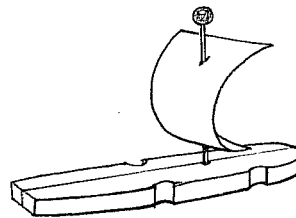
"As a family, we pledge to do our best!"



Neckerchief Slide: Race Car

Materials: Spring-type clothespin, $\frac{3}{8}$ -inch dowel, plastic or wooden-colored bead, glue, markers, $\frac{1}{2}$ -inch PVC pipe section.


Take apart a clothespin. Glue the flat sides together. Cut the dowel into $\frac{3}{4}$ -inch lengths for wheels. Glue on the wheels. Glue on a bead for a driver. Decorate the car with markers, if desired. Glue to the PVC piece.



Neckerchief Slide: Sailboat

Materials: Spring-type clothespin, round toothpick, scrap craft foam or paper, small bead that fits on the end of the toothpick, glue, $\frac{1}{2}$ -inch PVC pipe section, paint or markers (optional).

Take apart the clothespin, and glue the flat sides together. Boys may want to color it. Shorten the toothpick to two inches, leaving one end sharp. Cut the foam to approximately 1x2 inches. Thread the toothpick through the sail. Dull the sharp end of the toothpick. Glue the bead to the top of the toothpick. Insert the toothpick in the small opening of the boat with a dab of glue. Attach a piece of PVC pipe.



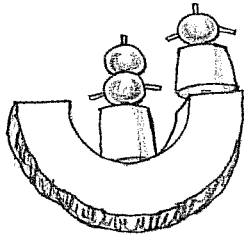
Neckerchief Slide: Moon

Materials: Styrofoam ball (about two inches in diameter), American flag on a toothpick, potato peeler, gray paint, glue.

Press on the surface of the foam ball with a finger or the blunt end of a pencil to make it look like a moonscape. Cut a hole through the ball, approximately a half inch in diameter so that a neckerchief could slide through. Paint the ball gray. When the paint is dry, put a dab of glue on the end of the toothpick and push it part way into

the ball at an angle, making sure the flag does not come right below your chin. You may have to shorten the toothpick.

Optionally, the ball may be painted ahead of time.



Snack: Fruit Canoes

Ingredients:


- 1 cantaloupe
- 2 large bananas
- 16 grapes
- Toothpicks

Makes approximately eight canoes.

Note: Be aware of food allergies and diet restrictions.

Derby Driver License Test and Driver License

Pack 000
Pinewood Derby Driver License



John Smith
Wolf Den

It sometimes is challenging to keep excited boys occupied while they are waiting for their cars to be checked or during the gathering time before the race begins. One way is for them to try to earn their own derby driver license. Make a test with questions that are related to Cub Scouting or the derby. To make the test more challenging for older boys, you may want to create a separate advanced test.

DERBY



Character Connection: Positive Attitude

Before the derby, discuss how having a positive attitude will make a difference in the type of evening the boys will have. How can they improve their attitudes about the result of the race? How can they help other boys who did not win feel better?

See Fun for the Family, No. 33012, for family activities related to this month's Core Value, positive attitude.

Did You Know?

The first pinewood derby was run on May 15, 1953, at the Scout House in Manhattan Beach, California. Fifty-five Cub Scouts cheered their cars on. Fifty years later in 2003, more than 1.4 million derby cars rolled down tracks nationwide.

The first regatta for model sailboats was in the 1950s. The regatta kit appeared in Supply Division catalogs in 1958.

The first space derby kits became available in 1961.

Cub Scout Pack _____



PINEWOOD DERBY DRIVER LICENSE TEST

1. At the pinewood derby, you will cheer on the other boys:
 - a. All of the time
 - b. Only if it is your friend
 - c. Only if you're winning
2. *True or false.* Your car should be in good working condition before racing it.
3. You will have a good time at the pinewood derby:
 - a. All of the time
 - b. Only if you are winning
 - c. Only if you get a prize
4. The most a pinewood derby car can weigh is:
 - a. Two ounces
 - b. Three ounces
 - c. Four ounces
 - d. Five ounces
5. A pinewood derby car has:
 - a. Two wheels
 - b. Three wheels
 - c. Four wheels
6. A pinewood derby car is made mostly of:
 - a. Plastic
 - b. Metal
 - c. Wood
 - d. Clay
7. "I promise to do my best to do my duty" is the first line of:
 - a. "The Star-Spangled Banner"
 - b. Our state motto
 - c. The Cub Scout Promise
8. Which of the following is the first badge earned by a Cub Scout?
 - a. Webelos
 - b. Bobcat
 - c. Zebra
 - d. Bear
9. *True or false.* You should wear your uniform to the pinewood derby.
10. *True or false.* It's OK to wear a Cub Scout hat backward.